

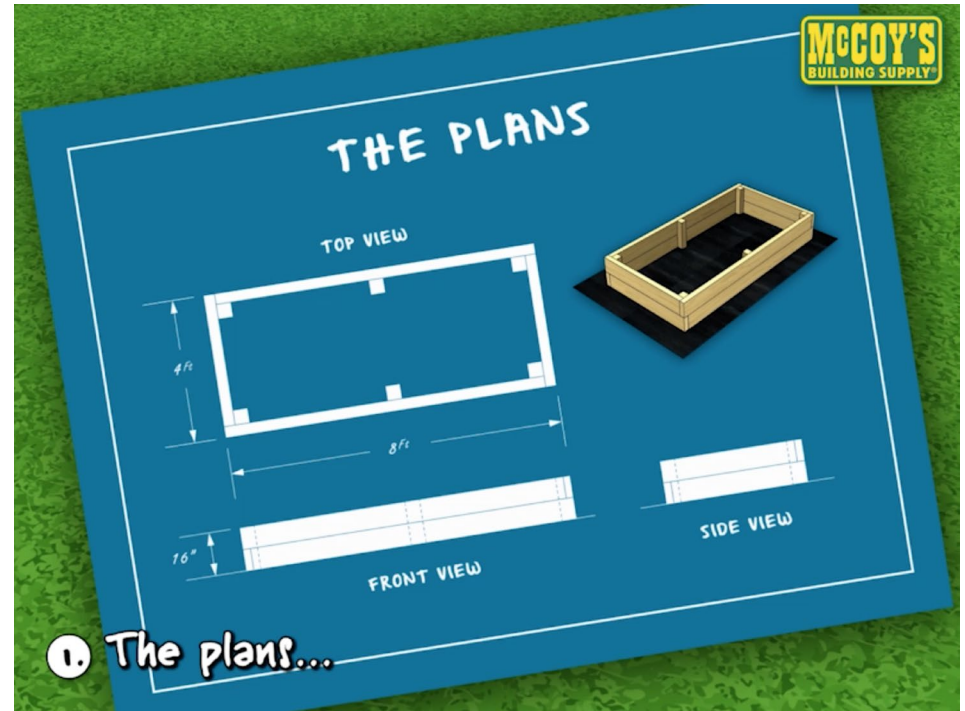


Building a Raised Garden Bed



1. The plans...

- 2. Tools, & Materials.
 - 3. Mark & Prepare the site.
 - 4. Cut the timber.
 - 5. Assemble the frame.
 - 6. Fill the bed.
- Additional Features.



"Nominal lumber sizes are stated.

Actual dimensions of lumber
will be slightly less.

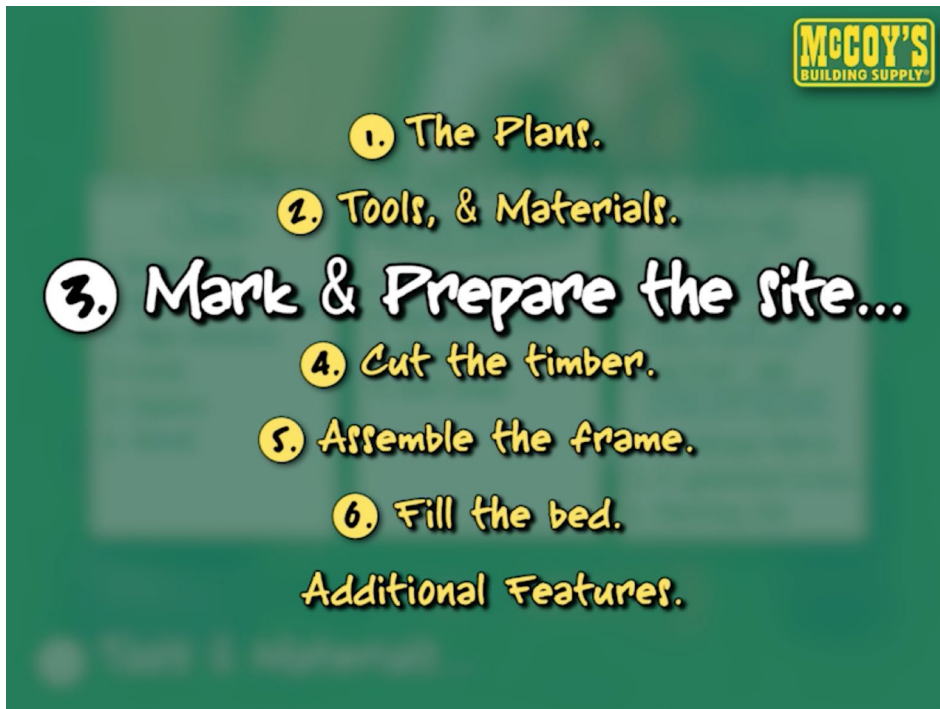
See your McCoy's
sales associate for details."

1. The plans...

1. The Plans.

1. Tools & Materials...

- 3. Mark & Prepare the site.
 - 4. Cut the timber.
 - 5. Assemble the frame.
 - 6. Fill the bed.
- Additional Features.





3. Mark & Prepare the site...




3. Mark & Prepare the site...



3. Mark & Prepare the site...

1. The Plans.
2. Tools, & Materials.
3. Mark & Prepare the site.
- 4. Cut the timbers...**
5. Assemble the frame.
6. Fill the bed.
- Additional Features.


3. Mark & Prepare the site...




4. Cut the timbers...



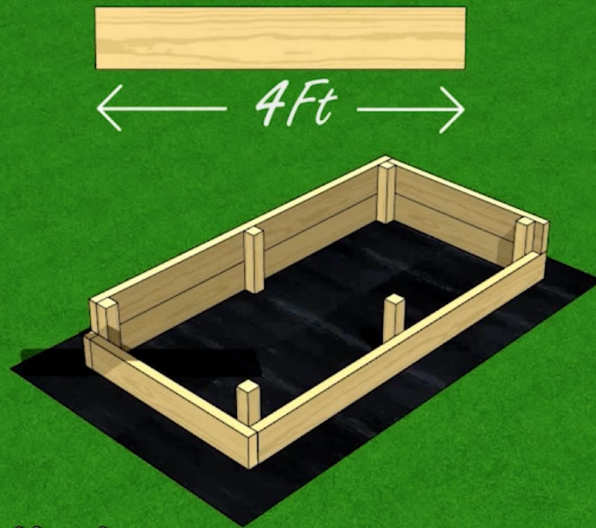
4. Cut the timbers...




4. Cut the timbers...



4. Cut the timbers...




4. Cut the timbers...




4. Cut the timbers...

1. The Plans.
 2. Tools, & Materials.
 3. Mark & Prepare the site.
 4. Cut the timber.
 - 5. Assemble the frame**
 6. Fill the bed.
- Additional Features.



5. Assemble the frame

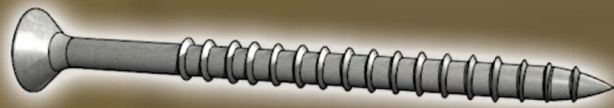


1 Assemble the frame




2 Assemble the frame

Galvanized Screws



3 Assemble the frame



4 Assemble the frame




5 Assemble the frame



5 Assemble the frame

1. The Plans.
2. Tools, & Materials.
3. Mark & Prepare the site.
4. Cut the timber.
5. Assemble the frame.
6. Fill the bed...
Additional Features.



6 Fill the bed...



6. Fill the bed...

1. The Plans.
2. Tools, & Materials.
3. Mark & Prepare the site.
4. Cut the timber.
5. Assemble the frame.
6. Fill the bed.

Additional features...



Additional features...



Additional features...



Additional features...



Additional features...

Projects should be designed and installed in accordance with building codes for construction in your local area and in accordance with recognized design specifications and standards.



www.kopperspc.com



www.mccoys.com